

# CANTU TACTICAL INCOME STRATEGY | GTAA

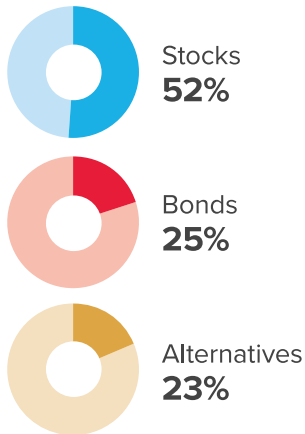
## STRATEGY OVERVIEW

Strategy Inception Date: Nov 2016

Category: Tactical Allocation

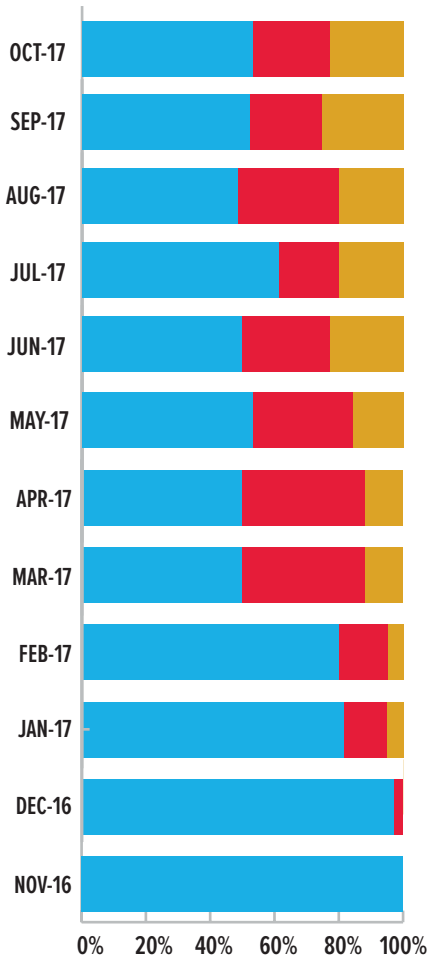
Strategy: Moderate Balanced Global

## CURRENT ALLOCATIONS



October-2017

## GLOBAL TACTICAL ASSET ALLOCATION



## Investment Philosophy

The Cantu Tactical Income Strategy is a moderate risk “Blue Chip” portfolio with a philosophy which adopts a momentum investment selection approach for the Global Tactical Asset Allocation (GTAA) category. The firm’s belief assumes there are always investments moving up somewhere on the planet and the goal is to find these industry sectors and own them. This leads to an “Own the Best and Sell the Rest” philosophy of balancing these top sectors for principal preservation and principal appreciation using a disciplined process of analytical selections for the pursuit of consistent performance.

## Strategy Objective

The strategy objective seeks higher income streams through global momentum sectors and balances these asset classes for a moderate risk "Large Cap" portfolio regardless of Market Trends. The securities universe targets US and International equities, fixed income, real estate, technology, healthcare, energy, utilities, commodities, alternatives and others. The delivery system uses Stocks and Exchange Traded Funds (ETFs).

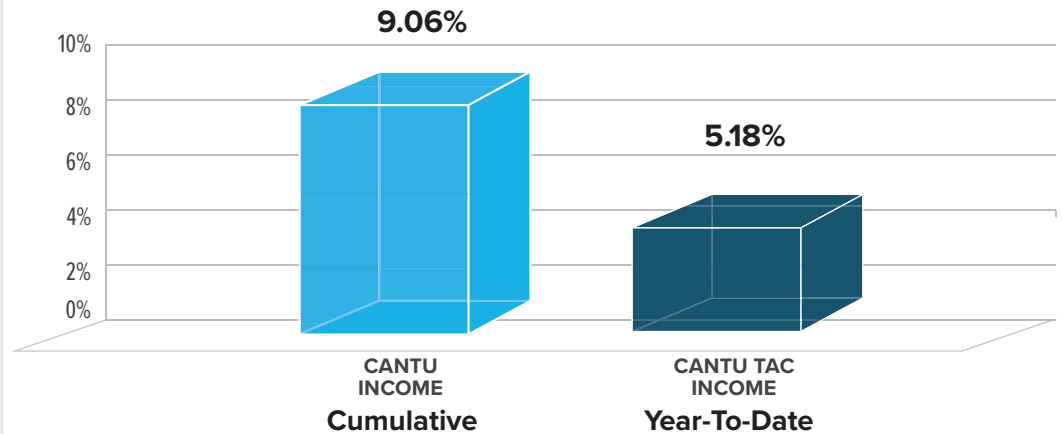
- (1) Bonds are traded for principal gain and not just income.
- (2) A disciplined downside protection approach to mitigate losses and capture gains.
- (3) Counter-market securities provide potential gain in Down Markets instead of Cash.

## PERFORMANCE

Beginning Nov 1, 2016

**9.06%**

As of Oct 31, 2017



## CONTACT INFORMATION

Joe Cantu | (305) 491-0447 | Miami, FL

Gary Klabunde | (210) 262-9163 | Boerne-San Antonio

Ronald Liston | (936) 760-5303 | Conroe-Houston, TX

Joshua Carvalho | (626) 437-6296 | California-Miami, FL

Retirement and Estate Asset Managers | Fiduciaries | Registered Investment Advisers: California, Florida and Texas

This report does not constitute a recommendation.

# CANTU TACTICAL INCOME STRATEGY

		Monthly Returns % Performance After Fees												
Year	Return	Jan	Feb	Mar	Apr	May	Jun	Jul	Aug	Sep	Oct	Nov	Dec	CUM.
2016	3.55%											1.30	2.35	3.55%
2017	5.68%	0.74	1.93	-0.58	0.58	0.71	0.67	0.13	-0.09	1.48	-0.47			9.58%

## PERFORMANCE DRIVEN DISCIPLINED ANALYTICAL SYSTEMATIC PROCESS

Super Asset Class weightings and the portfolio are determined by global economic analysis and at every turn in the market, evaluations are made for better sectors versus current holdings. Consistent performance is only possible by applying a disciplined analytical systematic course of action in the selection of sector classes. The portfolio managers' combined statistical and market experience over 30 years facilitates this methodical approach over various market scenarios. Performance with downside protection is our goal regardless of market direction.

### Top Stock Holdings

Tractor Supply  
Home Depot  
McDonald's  
Proctor & Gamble  
Honeywell

### Top ETF Holdings

Materials  
Preferreds  
High Dividend  
International Dividend  
High Yield Bonds

Customer assets are at the following Custodians:

**Fidelity Investments Institutional Wealth Services and Charles Schwab Institutional**

Cantu Tactical Wealth Management, Inc. is an institutional securities asset manager, founded in October 2009 and a registered investment adviser under the Investment Advisor Act of 1940 for the states of California, Florida and Texas.

**Cantu Tactical Wealth Management, Inc.**  
Website: [TacticalWealthManager.com](http://TacticalWealthManager.com)  
Florida (305) 491-0447  
Texas (936) 760-5303

## SECURITIES UNIVERSE

- Technology
- Energy
- Utilities
- Sovereign Debt
- Convertibles
- Preferreds
- Gold & Silver
- Commodities
- Global Dividends
- International Equity
- Real Estate Investment Trusts
- Healthcare
- Counter Market Securities
- US Dollar Hedges
- Bonds
- International Bonds
- Momentum Sectors

Benchmark: Global Tactical Balanced Allocation benchmark is Barclays US Aggregate Bond Trust USD 35%, DB Commodity 18%, MSCI EAFE PR USD 7%, S&P 500 PR 25%, S&P International Treasury TR 15%

Risks: All investments involve risks including possible loss of principal. Special risks are associated with foreign fixed income investments and currency fluctuations. Other risks include economic instability, geo-political developments, weather, health epidemics, business risk and military conflicts. Prices of ETFs in equities, fixed income, real estate, commodities and alternatives have economic, interest rate and financial risks. Risks associated with higher-yielding, lower rated debt securities include a higher default risk on the debt and possible loss of principal. ETFs in foreign countries, regions, industries and sectors all have principal risks. The fund invests in counter-market investments or commodities which may have derivatives with futures and options contracts which can be more volatile with higher loss of principal. Past performance is no guarantee to future performance.

## STRATEGY HIGHLIGHTS

- Momentum Performance
- Price Driven
- Global Diversification
- Disciplined Sector Rotation
- Market Trend Leaders
- Risk Management
- Tactical Asset Allocation
- Multi-Directional Performance