

CANTU TACTICAL MOMENTUM STRATEGY | GTAA

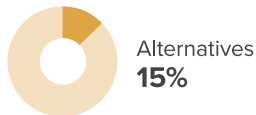
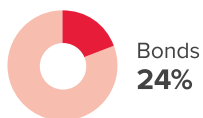
STRATEGY OVERVIEW

Strategy Inception Date: March 2009

Category: Tactical Allocation

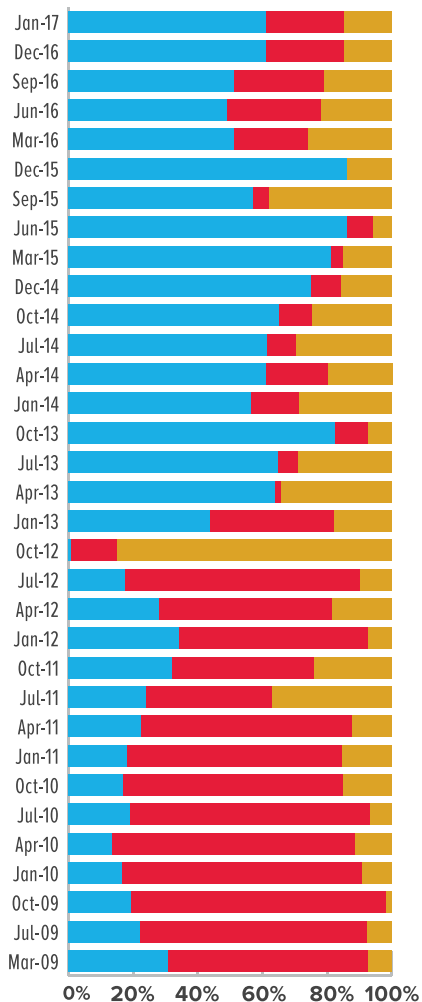
Strategy: Moderate Balanced Global

CURRENT ALLOCATIONS



GLOBAL TACTICAL ASSET ALLOCATION

Stocks Bonds Alternatives



Investment Philosophy

The Cantu Tactical Momentum Strategy is a moderate risk “Blue Chip” portfolio with a philosophy which adopts a momentum investment selection approach for the Global Tactical Asset Allocation (GTAA) category. The firm’s belief assumes there are always investments moving up somewhere on the planet and the goal is to find these industry sectors and own them. This leads to an “Own the Best and Sell the Rest” philosophy of balancing these top sectors for principal preservation and principal appreciation using a disciplined process of analytical selections for the pursuit of consistent performance.

Strategy Objective

The strategy objective seeks global momentum sectors and balances these asset classes for a moderate risk “Large Cap” portfolio regardless of Market Trends. The securities universe may include US and International equities, fixed income, real estate, technology, healthcare, energy, utilities, commodities, alternatives and others. The delivery system uses Stocks and Exchange Traded Funds (ETFs) in all global asset categories. Three distinguishing factors:

- (1) Bonds are traded for principal gain and not just income.
- (2) A disciplined downside protection approach to mitigate losses and capture gains.
- (3) Counter-market securities provide potential gain in Down Markets instead of Cash.

TRAILING PERFORMANCE

Total 108.0% Cumulative Return
Client Strategy Beginning

9.7% Average Per Year
Client Strategy Beginning

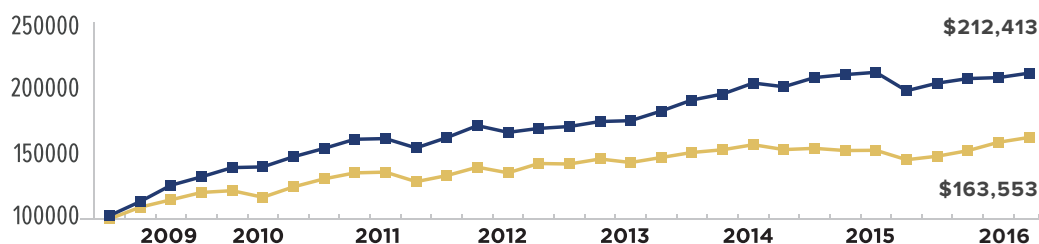
Cumulative Return
As of Jan 31, 2017

Inception.....	108.0%
7 Year.....	57.1%
5 Year.....	23.7%
3 Year.....	9.4%
1 YEAR.....	4.1%

★★★★★
HIGHEST MORNINGSTAR
2014, 2015, 2016
Beginning Date: *March 1, 2009*

Annual Return
As of Jan 31, 2017

Inception.....	9.7%
7YR.....	6.7%
5YR.....	4.3%
3YR.....	3.2%
1 YEAR.....	4.1%



STRATEGY MANAGEMENT

Joe Cantu | (305) 491-0447 | Miami, FL

Gary Klabunde | (210) 262-9163 | Boerne, TX

CANTU TACTICAL MOMENTUM STRATEGY

Monthly Returns %		Performance After Fees												Cumulative
Year	Return	Jan	Feb	Mar	Apr	May	Jun	Jul	Aug	Sep	Oct	Nov	Dec	Cum.
2009	32.36%			3.96	7.53	2.89	-0.33	4.13	0.91	5.59	-0.10	2.11	2.60	32.36
2010	17.10%	0.14	1.13	3.81	2.12	-2.99	0.81	2.95	-0.94	3.99	3.18	0.55	0.60	53.21
2011	5.62%	2.10	1.48	0.67	2.19	-0.38	-1.31	0.19	-0.79	-3.32	4.03	-0.88	1.74	61.55
2012	6.12%	2.95	2.50	0.18	0.04	-3.16	0.49	0.36	0.94	0.76	-0.13	0.99	0.17	71.19
2013	12.30%	0.13	0.25	1.91	1.77	-1.09	-0.06	3.54	-2.19	2.96	1.60	1.68	1.35	91.90
2014	8.82%	-2.59	4.50	0.66	0.66	1.91	1.67	-2.04	1.98	-1.49	0.49	3.13	-0.14	107.15
2015	-2.00%	-0.47	2.79	-1.21	0.17	0.96	-0.30	0.93	-6.39	-1.19	4.37	-0.53	-0.85	103.88
2016	-0.22%	-3.71	1.05	4.42	0.90	-1.20	0.36	2.78	-2.82	0.12	-3.39	-0.09	2.06	103.66
2017	0.58%	0.58												108.0

PERFORMANCE DRIVEN DISCIPLINED ANALYTICAL SYSTEMATIC PROCESS
 Super Asset Class weightings and the portfolio are determined by global economic analysis and at every turn in the market, evaluations are made for better sectors versus current holdings. Consistent performance is only possible by applying a disciplined analytical systematic course of action in the selection of sector classes. The portfolio managers' combined statistical and market experience over 30 years facilitates this methodical approach over various market scenarios. Performance with downside protection is our goal regardless of market direction.

SECURITIES UNIVERSE

- Technology
- Energy
- Utilities
- Sovereign Debt
- Convertibles
- Preferreds
- Gold & Silver
- Commodities
- Global Dividends
- International Equity
- Real Estate Investment Trusts
- Healthcare
- Counter Market Securities
- US Dollar Hedges
- Bonds
- International Bonds
- Momentum Sectors

Top Stock Holdings

Apple
 Walt Disney
 Facebook
 Home Depot
 McDonald's

Top ETF Holdings

Technology
 US Treasury Bonds
 S&P500 Value
 US Broker-Dealers
 Preferreds

Customer assets are at the following Custodians:

Fidelity Investments Institutional Wealth Services and Charles Schwab Institutional

Cantu Tactical Wealth Management, Inc. is an institutional securities asset manager, founded in October 2009 and a registered investment adviser under the Investment Advisor Act of 1940 for the states of California, Florida and Texas.

Cantu Tactical Wealth Management, Inc.
 Website: TacticalWealthManager.com
 Florida (305) 491-0447
 Texas (210) 262-9163

Benchmark: Global tactical balanced allocation benchmark is Barclays US Aggregate Bond Trust USD 35%, DB Commodity 18%, MSCI EAFE PR USD 7%, S&P 500 PR 25%, S&P International Treasury TR 15%

Risks: All investments involve risks including possible loss of principal. Special risks are associated with foreign fixed income investments and currency fluctuations. Other risks include economic instability, geo-political developments, weather, health epidemics, business risk and military conflicts. Prices of ETFs in equities, fixed income, real estate, commodities and alternatives have economic, interest rate and financial risks. Risks associated with higher-yielding, lower rated debt securities include a higher default risk on the debt and possible loss of principal. ETFs in foreign countries, regions, industries and sectors all have principal risks. The fund invests in counter-market investments or commodities which may have derivatives with futures and options contracts which can be more volatile with higher loss of principal. Past performance is no guarantee to future performance.

STRATEGY HIGHLIGHTS

- Momentum Performance
- Price Driven
- Global Diversification
- Disciplined Sector Rotation
- Market Trend Leaders
- Risk Management
- Tactical Asset Allocation
- Multi-Directional Performance